



Senator Beverly Powell
 (D-Fort Worth)
 Senate District 10

512-463-0110

Summary Data of all School Districts in SD 10 Compared to State		
	SD 10 Total/Percent	State Total/Percent
Total Number of Traditional School Districts	13	1,016
Total Number of Charter Schools	6	183
Chapter 49 Districts	4/31%	239/24%
Districts Paying Recapture	2/15%	165/16%
Total Recapture Paid	\$82,834,734/3%	\$2.74 billion/100%
Average Adopted 2020 M&O Tax Rate	\$1.00	\$0.98
Average 2020 Tier One M&O Tax Rate	\$0.91	\$0.893
Average Adopted 2020-2021 I&S Tax Rate	\$0.38	\$0.22
Average Revenue per WADA, Net Recapture	\$7,107	\$7,365
Districts receiving Transition Grant Funding*	8/42%	391/33%
Total Transition Grant Funding Received*	\$87,465,342/13%	\$699,263,136/100%
Districts Qualifying for Small Size Allotment	5/26%	649/64%
Districts Qualifying for Mid-Size Allotment	3/16%	191/19%
Students Qualifying as Eco. Disadvantaged	41%	60%
Students Qualifying as English Language Learners	6%	9%

Individual District Data for Highlighted School Districts in SD 10

	Arlington ISD	Carroll ISD	Crowley ISD	Fort Worth ISD	Grapevine- Colleyville ISD	Hurst-Eules- Bedford ISD	Mansfield ISD
Chapter 49?	No	Yes	No	No	Yes	Yes	No
Local M&O Collections	\$304,416,2	\$89,520,17	\$80,399,501	\$392,921,7	\$148,228,123	\$149,254,725	\$146,552,03
Total Recapture	\$0	\$33,267,63	\$0	\$0	\$49,567,103	\$0	\$0
Transition Grant(s)*	\$11,717,97	\$4,433,589	\$0	\$28,043,12	\$10,633,777	\$16,768,810	\$14,953,917
Total State Aid	\$185,766,4	\$7,920,116	\$71,399,101	\$340,230,3	\$16,463,356	\$69,904,916	\$149,503,27
2020 M&O Tax Rate	\$0.96	\$0.96	\$1.04	\$0.98	\$0.96	\$0.95	\$0.96
2020 Tier 1 M&O Rate	\$0.92	\$0.92	\$0.90	\$0.92	\$0.92	\$0.91	\$0.92
2020 I&S Tax Rate	\$0.33	\$0.33	\$0.50	\$0.29	\$0.36	\$0.25	\$0.49
ADA	53,376	8,183	14,922	73,800	13,112	23,916	34,088
WADA	73,527	9,058	20,776	106,884	15,774	30,895	43,007
M&O Revenue/WADA	\$6,667	\$7,085	\$7,307	\$6,859	\$7,298	\$7,094	\$6,884
% Students Eco. Disad.	72%	1%	71%	84%	25%	55%	44%
% Students ELL	10%	0%	7%	17%	6%	3%	3%

All School Districts in SD 10

- Aledo ISD (2%)◆
- Arlington ISD (36%)
- Birdville ISD (3%)
- Burleson ISD (31%)
- Carroll ISD (49%)◆
- Castleberry ISD (9%)
- Crowley ISD (99%)
- Eagle Mountain-Saginaw ISD (1%)
- Everman ISD (100%)
- Fort Worth ISD (79%)
- Godley ISD (7%)
- Grapevine-Colleyville ISD (28%)◆
- Hurst-Eules-Bedford ISD (26%)◆
- Keller ISD (1%)◆
- Kennedale ISD (100%)
- Lake Worth ISD (32%)
- Mansfield ISD (79%)
- White Settlement ISD (15%)

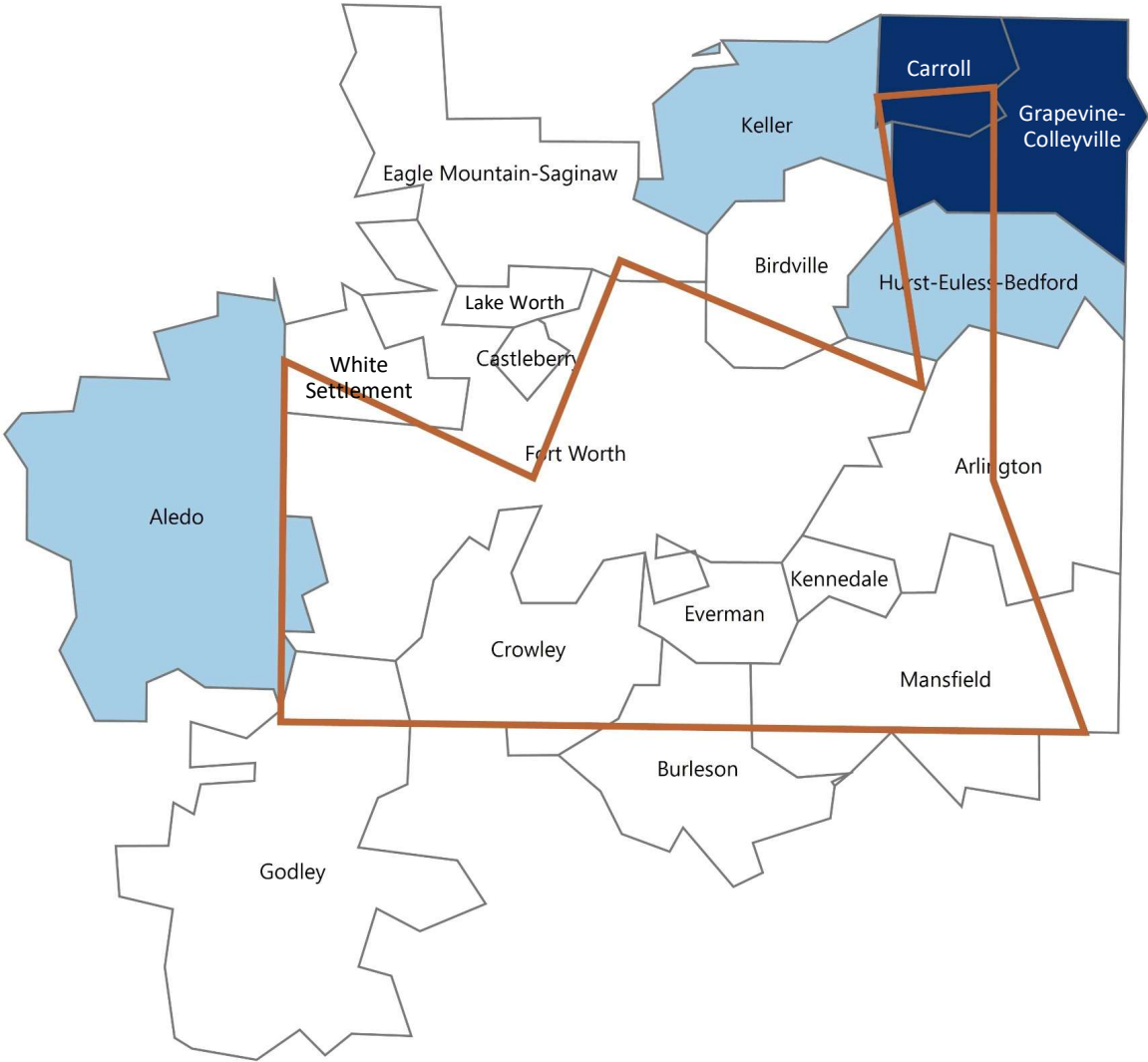
Source: 2020-2021 Preliminary TEA Summary of Finance Data and 2019-2020 PEIMS Data




*Total includes Formula Transition Grant (TEC 48.277) & Equalized Wealth Transition Grant (TEC 48.278)

◆ Chapter 49 District

Senate District #10

Beverly Powell (D)



-  Districts with Recapture in Tier 1 & Tier 2
-  Districts with Recapture in Tier 2 Only
-  Districts not Subject to Recapture

