



Senator Lois Kolkhorst
(R-Brenham)
Senate District 18

512-463-0118

Summary Data of all School Districts in SD 18 Compared to State		
	SD 18 Total/Percent	State Total/Percent
Total Number of Traditional School Districts	66	1,016
Total Number of Charter Schools	6	183
Chapter 49 Districts	27/41%	239/24%
Districts Paying Recapture	19/29%	165/16%
Total Recapture Paid	\$73,675,562/3%	\$2.74 billion/100%
Average Adopted 2020 M&O Tax Rate	\$0.97	\$0.98
Average 2020 Tier One M&O Tax Rate	\$0.90	\$0.893
Average Adopted 2020-2021 I&S Tax Rate	\$0.20	\$0.22
Average Revenue per WADA, Net Recapture	\$7,463	\$7,365
Districts receiving Transition Grant Funding*	41/57%	391/33%
Total Transition Grant Funding Received*	\$42,040,433/6%	\$699,263,136/100%
Districts Qualifying for Small Size Allotment	49/68%	649/64%
Districts Qualifying for Mid-Size Allotment	17/24%	191/19%
Students Qualifying as Eco. Disadvantaged	41%	60%
Students Qualifying as English Language Learners	3%	9%

Individual District Data for Highlighted School Districts in SD 18							
	Brenham ISD	Calhoun County ISD	Fort Bend ISD	Katy ISD	Lamar CISD	Port Aransas ISD	Victoria ISD
Chapter 49?	No	Yes	No	No	No	Yes	No
Local M&O Collections	\$30,059,54	\$35,496,69	\$448,683,09	\$436,628,13	\$173,488,894	\$24,412,190	\$60,819,577
Total Recapture	\$0	\$4,809,885	\$0	\$0	\$0	\$18,282,680	\$0
Transition Grant(s)*	\$447,374	\$2,912,513	\$0	\$0	\$0	\$963,188	\$0
Total State Aid	\$14,292,01	\$4,835,730	\$242,543,31	\$320,971,86	\$136,247,058	\$1,161,351	\$55,233,684
2020 M&O Tax Rate	\$0.96	\$0.96	\$0.95	\$1.01	\$0.91	\$0.93	\$0.96
2020 Tier 1 M&O Rate	\$0.92	\$0.92	\$0.89	\$0.89	\$0.87	\$0.89	\$0.92
2020 I&S Tax Rate	\$0.08	\$0.22	\$0.28	\$0.39	\$0.35	\$0.08	\$0.22
ADA	4,660	3,595	74,705	80,661	34,177	497	13,100
WADA	6,502	4,915	94,800	104,203	44,609	846	17,409
M&O Revenue/WADA	\$6,821	\$7,227	\$7,291	\$7,270	\$6,943	\$8,619	\$6,666
% Students Eco. Disad.	58%	61%	44%	33%	46%	30%	65%
% Students ELL	3%	3%	3%	5%	3%	0%	1%

All School Districts in SD 18

- | | | | |
|-----------------------------|--------------------------|------------------------------|-----------------------|
| Aransas County ISD (100%)◆ | Edna ISD (100%) | Lexington ISD (98%) | Smithville ISD (2%) |
| Aransas Pass ISD (20%) | El Campo ISD (100%) | Louise ISD (100%) | Snook ISD (100%) |
| Austwell-Tivoli ISD (100%)◆ | Elgin ISD (0%) | Matagorda ISD (100%)◆ | Somerville ISD (100%) |
| Bay City ISD (100%) | Ezell ISD (100%)◆ | Meyersville ISD (100%) | Sweet Home ISD (100%) |
| Bellville ISD (100%)◆ | Fayetteville ISD (100%)◆ | Moulton ISD (100%)◆ | Tidehaven ISD (100%)◆ |
| Bloomington ISD (100%) | Flatonia ISD (100%) | Needville ISD (59%) | Van Vleck ISD (100%) |
| Boling ISD (100%) | Flour Bluff ISD (0%) | Nixon-Smiley Cons ISD (94%)◆ | Victoria ISD (100%) |
| Brazos ISD (100%) | Fort Bend ISD (28%) | Nordheim ISD (99%)◆ | Vysehrad ISD (100%) |
| Brenham ISD (100%) | Ganado ISD (100%) | Nursery ISD (100%)◆ | Waelder ISD (90%) |
| Burton ISD (100%)◆ | Giddings ISD (100%) | Palacios ISD (100%)◆ | Waller ISD (95%) |
| Caldwell ISD (100%)◆ | Goliad ISD (100%)◆ | Port Aransas ISD (100%)◆ | Weimar ISD (100%) |
| Calhoun County ISD (100%)◆ | Gonzales ISD (98%) | Refugio ISD (98%) | Westhoff ISD (100%)◆ |
| Columbus ISD (100%)◆ | Hallettsville ISD (100%) | Rice Cons ISD (100%) | Wharton ISD (100%)◆ |
| Corpus Christi ISD (0%) | Hempstead ISD (100%) | Round Top-Carmine ISD (100%) | Woodsboro ISD (100%) |
| Cuero ISD (100%)◆ | Industrial ISD (100%)◆ | Royal ISD (100%) | Yoakum ISD (100%) |
| Cypress-Fairbanks ISD (3%) | Katy ISD (38%) | Schulenburg ISD (100%) | Yorktown ISD (100%)◆ |
| Dime Box ISD (100%)◆ | La Grange ISD (100%)◆ | Sealy ISD (100%) | |
| East Bernard ISD (100%) | Lamar Cons ISD (80%) | Shiner ISD (100%)◆ | |

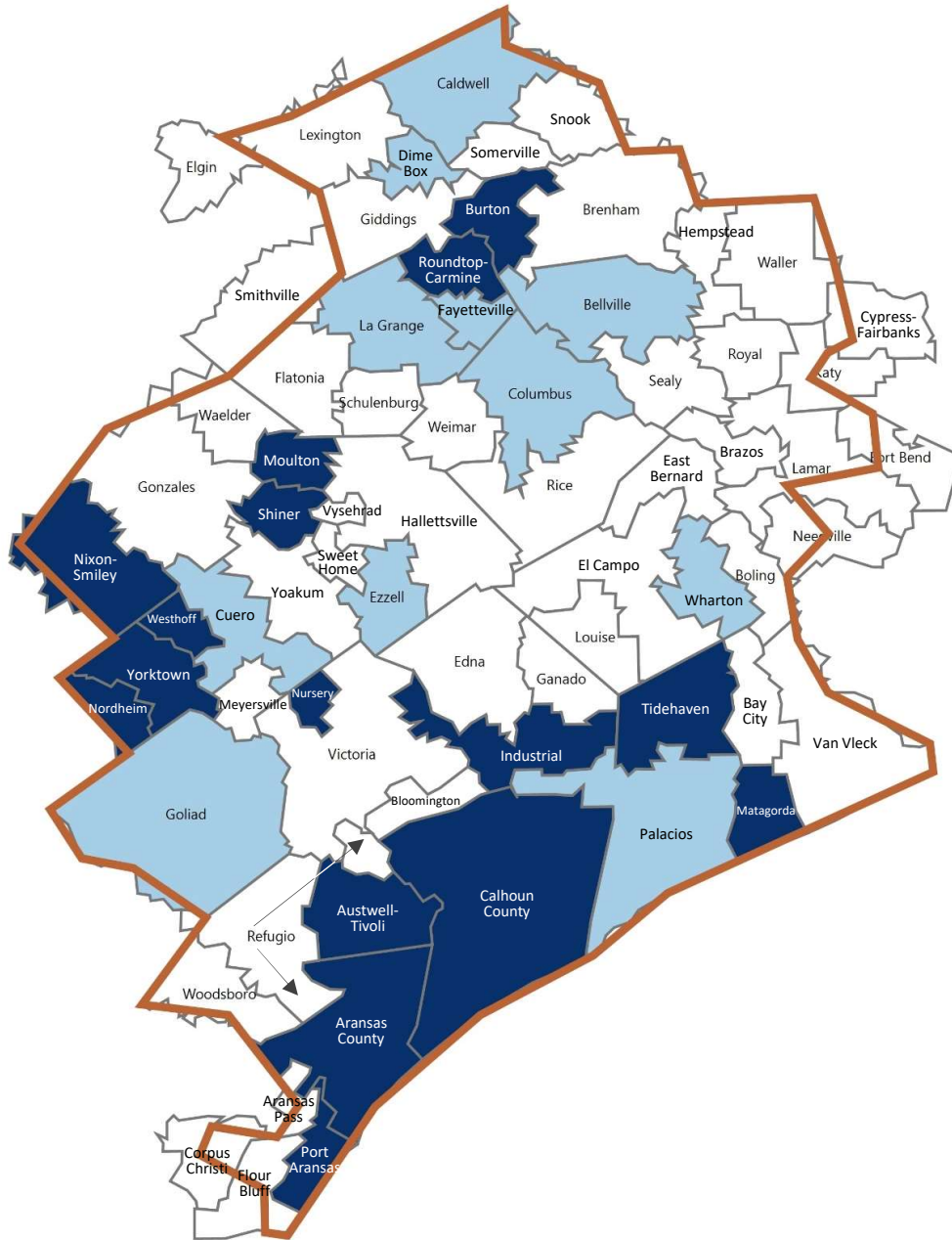
Source: 2020-2021 Preliminary TEA Summary of Finance Data and 2019-2020 PEIMS Data




*Total includes Formula Transition Grant (TEC 48.277) & Equalized Wealth Transition Grant (TEC 48.278)

◆ Chapter 49 District

Senate District #18

Lois Kolkhorst (R)



-  Districts with Recapture in Tier 1 & Tier 2
-  Districts with Recapture in Tier 2 Only
-  Districts not Subject to Recapture

